

# You need additionally

## Threads:

- cotton or polyester threads that match the fabrics
- white, light blue, fresh light green and dark green, silver and cream coloured thread
- cotton or polyester bobbin thread









### Tips from Kati:

I love to use Jinny Beyer's fabrics as she has a whole palette to choose from. Her fabrics have wonderful vibrant colours. My other favourites are the Hoffman batiks, that offer a wide range of beautiful colours.

## Others:

- pressing foot, darning foot (optional)
- marking pencil,
- pins, (basting spray)
- sharp scissors
- rulers, rotary cutter, cutting mat
- light box or window
- iron, ironing board

# Fabrics:

colour	fabrics	quantity	size
	White interfacing fabric (white cotton fabric) +1 backing fabric for the quilting.	1 pc 1 pc	50 cm x 50 cm (20" x 20") 50 cm x 50 cm (20" x 20")
	Batting: (use your favourite kind).	1 pc	50 cm x 50 cm (20" x 20")
	Cream coloured cotton or linen for the background and back of cushion.	1 pc 1 pc	50 cm x 50 cm (20" x 20") 80 cm x 50 cm (32" x 20")
	Tear away or iron on stabilizer.	1 pc	40 cm x 40 cm (18" x 18")
	White and cream fabrics.		Large enough to cover the patches.
	Light blue fabrics.		Large enough to cover the patches.
	Light fresh green for stem and leaves. You can choose two different colours for variety.		Large enough to cover the patches.
	Dark green for background square.		30 x 30 cm (12" x 12")