

You need additionally

Threads:

- cotton or polyester threads that match the fabrics
- it is time to take all your crazy, variegated threads
- cotton or polyester bobbin thread
- beads and sequins (optional)
- Zipper: 40cm/16"

Tips from Kati:


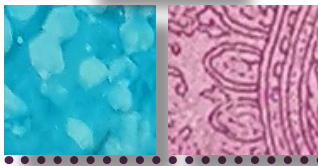

This bag can be whatever size, colour and theme you like. You can use any parts of any mandalas to decorate it or the coral and fish designs, the flowers or trees that we have done earlier.

Others:

- pressing foot, darning foot (optional)
- marking pencil,
- pins, (basting spray)
- sharp scissors
- rulers, rotary cutter, cutting mat
- light box or window
- iron, ironing board
- beading needle and thread



Fabrics:

colour	fabrics	quantity	size
	White interfacing fabric (white cotton fabric) with the design.	1 pc	45 cm x 50 cm (18" x 20")
	Batting: (use your favourite kind). One for all the pieces that you would like to quilt.	2 pc	45 cm x 50 cm (18" x 20")
	Outside fabric. I will use a dark blue faux suedette for the back. Top rectangle for the lining. Handles.	1 pc 2 pc 2 pc	45 cm x 50 cm (18" x 20") each 10 cm x 38 cm (4" x 15") 85 cm x 16 cm (34" x 6,5")
	Tear away or iron on stabilizer if you think your fabric is not firm enough. You can stabilize the handles too.	2 pc 1 pc	45 cm x 50 cm (18" x 20") 85 cm x 16 cm (34" x 6,5")
	Lining fabric. Matching cotton fabric. Add some extra to make some inside pockets too.	2 pc	45 cm x 50 cm (18" x 20") each
	Light blue for the sky of the design and other light blue and purple scraps. Different kinds of small pieces, fused or not.		Large enough to cover the patches.
	One large piece of the „medium“ tone blue to the whole wave.		Large enough to cover the whole water design.
	Dark blue and purple scraps. Different kinds of small pieces.		Large enough to cover the pieces.
	White for the foam.		Large enough to cover the pieces.