

You need additionally

Threads:

- cotton or polyester threads that match the fabrics
- it is time to take all your crazy, variegated and neon threads out of the drawer.
- cotton or polyester bobbin thread











Tips from Kati:

Coral reef fish are very colourful. You are welcome to use many colours and they do not need to be realistic. You can use your imagination and colour them the way you like.

Others:

- pressing foot, darning foot (optional)
- marking pencil,
- pins, (basting spray)
- sharp scissors
- rulers, rotary cutter, cutting mat
- light box or window
- iron, ironing board

# Fabrics:

colour	fabrics	quantity	size
	White interfacing fabric (white cotton fabric)	6 pc	large enough for the fish
	Batting: (use your favourite kind). (The same that you had for the coral reef.)	1 pc	65 cm x 45 cm (26" x 18")
	Background fabric.	1 pc	65 cm x 45 cm (26" x 18")
	Backing fabric.	1 pc	65 cm x 45 cm (26" x 18")
	Binding. (The same that you had for the coral reef.)	1 pc	220 cm x 6,5 cm (87" x 2,5")
	Tear away or iron on stabilizer.	6 pc	Large enough for the fish.
	Orange and white for the <b>clownfish</b> .		Large enough to cover the patches.
	Black and white or cream yellow cotton or silk for the <b>French Angelfish</b> .		Large enough to cover the patches.
	Black, white cream and butter yellow for the <b>Banded Butterflyfish</b> .		Large enough to cover the patches.
	Black, white cream and butter yellow for the <b>Longnose Butterfly Fish</b> .		Large enough to cover the pieces.
	Royal blue, black and yellow for the <b>Regal Blue Tang</b> .		Large enough to cover the pieces.
	Silvery, white or butter yellow and black for the <b>Banggai Cardinalfish</b> .		Large enough to cover the pieces.