

You need additionally

Threads:

- cotton or polyester threads that match the fabrics
- white, purple, fresh light green and dark green, yellow, orange and cream coloured thread
- cotton or polyester bobbin thread










Tips from Kati:

Study the beautiful colouration of the petals on the picture. That gives a wonderful inspiration for the thread painting you can do on your quilt. Of course working with one single colour can be just as beautiful too.

Others:

- pressing foot, darning foot (optional)
- marking pencil,
- pins, (basting spray)
- sharp scissors
- rulers, rotary cutter, cutting mat
- light box or window
- iron, ironing board

Fabrics:

colour	fabrics	quantity	size
	White interfacing fabric (white cotton fabric) +1 backing fabric for the quilting.	1 pc 1 pc	50 cm x 50 cm (20" x 20") 50 cm x 50 cm (20" x 20")
	Batting: (use your favourite kind).	1 pc	50 cm x 50 cm (20" x 20")
	Cream coloured cotton or linen for the background and back of cushion.	1 pc 1 pc	50 cm x 50 cm (20" x 20") 80 cm x 50 cm (32" x 20")
	Tear away or iron on stabilizer.	1 pc	40 cm x 40 cm (18" x 18")
	Decide what colour your crocuses will be, purple, yellow, white, multicolour...		Large enough to cover the patches.
			Large enough to cover the patches.
	Light fresh green for stem and leaves. You can choose two different colours for variety.		Large enough to cover the patches.
	Orange for the stamen and stigma.		
	Dark green for background square.		30 x 30 cm (12" x 12")